



How to Make a P & J Sandwich


by: Frank



Step 1 First you get two pieces of bread and put them on a plate.



Step 2 Then you put peanut butter on one piece of bread. Use a knife without any sharp edges.



Step 3 Next you put jelly on the other piece of bread.



Step 4 Last put the two pieces of bread together and eat the sandwich.
YUMMY!